

El Molino Systems S.L.

www.europe-satellite.com

Satellite terminal activation interface - Mozilla Firefox

http://selfactivation.skylogicnet.com:8080/?client=firefox-a&ls=org.mozilla:en-GB:official

Satellite terminal activation interface

change language

Step 1 of 4

Your satellite dish is correctly installed and settled. You can activate your Tooway demo access by entering the serial number you can find on your confirmation letter.

Satellite terminal MAC	<input type="text" value="00a0bc05f817"/>
Satellite terminal IP	<input type="text" value="10.104.90.168"/>
Rx Power (dBmV)	<input type="text" value="-36.0"/>
Tx Power (dBmV)	<input type="text" value="-10.0"/>
Upstream signal/noise ratio (dB)	<input type="text" value="8.0"/>
Downstream signal/noise ratio (dB)	<input type="text" value="10.0"/>
Status	<input type="text" value="online"/>
Network	<input type="text" value="HB6-FR"/>
Prefix	<input type="text" value="0518"/>
Serial number	<input type="text"/>
Verify serial number	<input type="text"/>

Serial number must be PIN CODE (2x) !

Done

Start | Command Prompt | Yahoo! Messenger | Satellite terminal acti... | 15:23

www.europe-satellite.com

El Molino Systems S.L.

www.europe-satellite.com

Satellite terminal activation interface - Mozilla Firefox

File Edit View History Bookmarks Tools Help

http://selfactivation.skylogicnet.com:8080/?client=firefox-a&rls=org.mozilla:en-GB:official

Getting Started Latest Headlines

Search Web Loading toolbar buttons...

Satellite terminal activation interface

change language

Step 1 of 4

Your satellite dish is correctly installed and settled. You can activate your Tooway demo access by entering the serial number you can find on your confirmation letter.

[Show details](#)

Prefix

Serial number

Verify serial number

[Activate](#)

Serial number must be PIN CODE (2x) !

Skylogic
a eutelsat company

Done

Start Command Prompt Yahoo! Messenger Satellite terminal acti... Document1 - Microsoft ... 15:25

www.europe-satellite.com

El Molino Systems S.L.

www.europe-satellite.com

Satellite terminal activation interface - Mozilla Firefox

File Edit View History Bookmarks Tools Help

http://selfactivation.skylogicnet.com:8080/surfbeam/selfActivationSave

Getting Started Latest Headlines

Search Web Loading toolbar buttons...

Satellite terminal activation interface

change language

Step 2 of 4

Activation successfully completed.

Your satellite modem has been activated. Click now on "Next" to reboot the satellite modem. This operation may take a few minutes. After the satellite modem reboot, you will be able to proceed the registration procedure for your Tooway demo access.

Skylogic

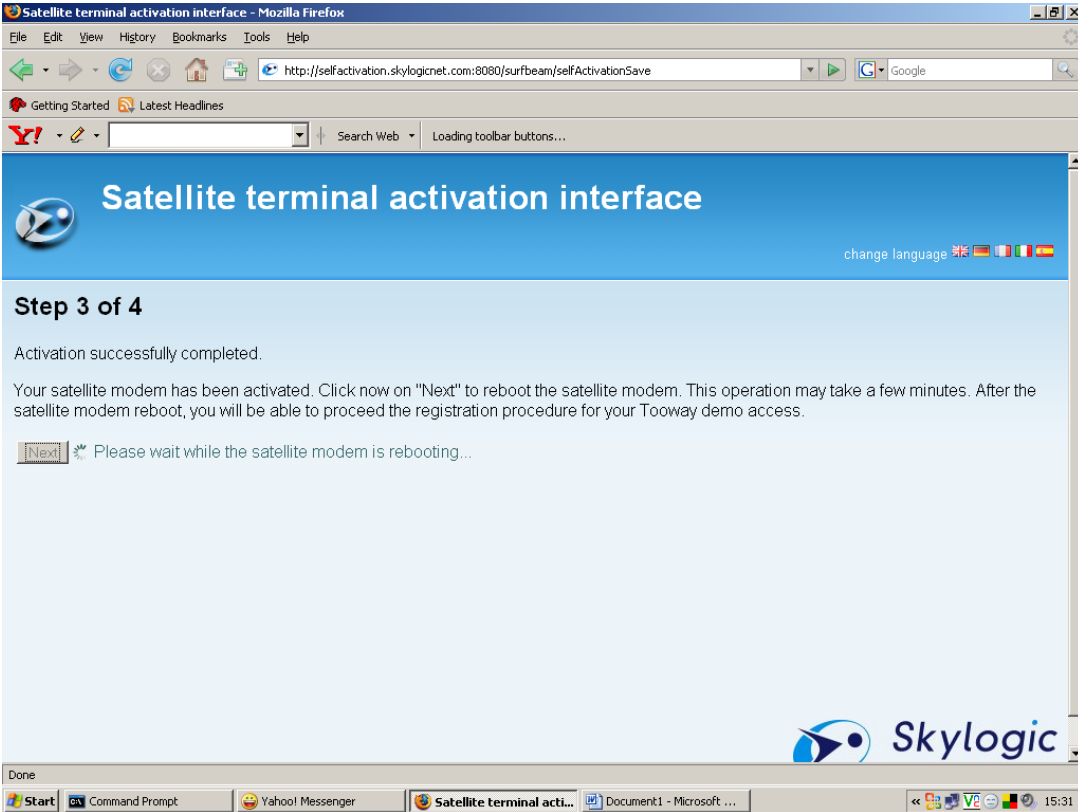
Done

Start Command Prompt Yahoo! Messenger Satellite terminal acti... Document1 - Microsoft ... 15:31

www.europe-satellite.com

El Molino Systems S.L.

www.europe-satellite.com



Satellite terminal activation interface - Mozilla Firefox


File Edit View History Bookmarks Tools Help

http://selfactivation.skylogicnet.com:8080/surfbeam/selfActivationSave

Getting Started Latest Headlines

Search Web Loading toolbar buttons...

Satellite terminal activation interface


change language 

Step 3 of 4

Activation successfully completed.

Your satellite modem has been activated. Click now on "Next" to reboot the satellite modem. This operation may take a few minutes. After the satellite modem reboot, you will be able to proceed the registration procedure for your Tooway demo access.

Please wait while the satellite modem is rebooting...

 Skylogic

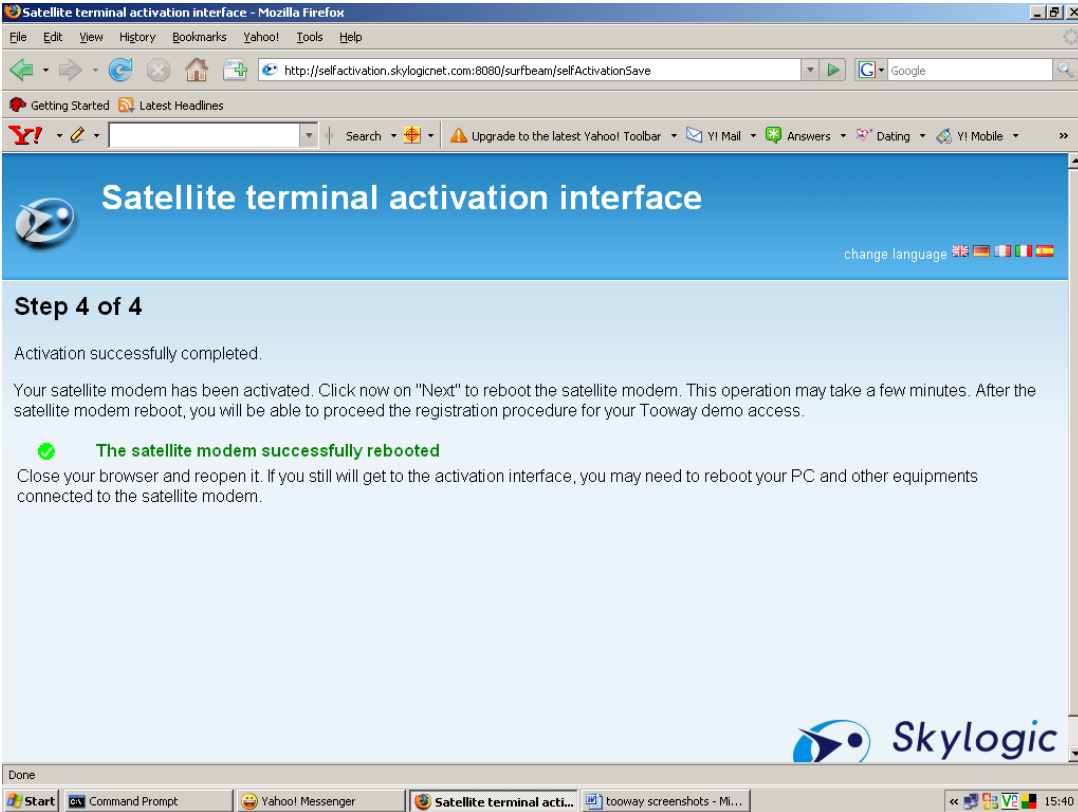
Done

Start Command Prompt Yahoo! Messenger Satellite terminal acti... Document1 - Microsoft ... 15:31

www.europe-satellite.com

El Molino Systems S.L.

www.europe-satellite.com



Satellite terminal activation interface - Mozilla Firefox


File Edit View History Bookmarks Yahoo! Tools Help

http://selfactivation.skylogicnet.com:8080/surfbeam/selfActivationSave

Getting Started Latest Headlines

Search Upgrade to the latest Yahoo! Toolbar Y! Mail Answers Dating Y! Mobile


Satellite terminal activation interface

change language 


Step 4 of 4

Activation successfully completed.

Your satellite modem has been activated. Click now on "Next" to reboot the satellite modem. This operation may take a few minutes. After the satellite modem reboot, you will be able to proceed the registration procedure for your Tooway demo access.

 **The satellite modem successfully rebooted**

Close your browser and reopen it. If you still will get to the activation interface, you may need to reboot your PC and other equipments connected to the satellite modem.

 Skylogic

Done

Start Command Prompt Yahoo! Messenger Satellite terminal acti... tooway screenshots - Mi... 15:40

www.europe-satellite.com